

# ML12-26<sub>(12V26AH)</sub>

## Features

Maintenance-free operation  
Compact design

Stable quality and high reliability  
10 years design time (at 25°C)



## Application

- Telecommunication system
- Alarm and security system
- Backup power for testing and measuring instruments
- UPS
- Emergency lighting
- Fire alarm and security systems
- Auto control system
- Electronic apparatus and equipment
- Communication power supply
- DC power supply

## Specifications

Nominal Voltage	12V (6 cells)	Operating Temp.Range	Discharge: -15 - 50°C (5 - 122°F)
Nominal Capacity	26AH (20hr, 1.80V/cell, 25 °C/77°F)		Charge : 0 - 40°C (32 - 104°F)
	24.4AH (10hr, 1.80V/cell, 25 °C/78°F)	Storage : -15 - 40°C (5 - 104°F)	
	22.1AH (5hr, 1.75V/cell, 25 °C/77°F)	Nominal Operating Temp.Range	25 ± 3°C ( 77 ± 5°F)
Dimension	15.6AH (1hr, 1.60V/cell, 25 °C/77°F)	Cycle Use	14.2~14.4V (25°C/77°F) Temp.Coefficient -30mV/°C
	Length 175± 2mm		Initial Charging Current Less than 7.8A
	Width 166.5± 2mm	Standby Use	13.5~13.8V (25°C/77°F) Temp.Coefficient -20mV/°C
	Container Height 125 ±2mm		No limit on Initial Charging Current
Approx Weight	Total Height(with Terminal) 125 ± 2mm	Capacity affected by Temperature	40°C (104°F) 103%
Terminal	Approx 7.9Kg		25°C (77°F) 100%
Container Material	T1 / F3		0°C (32°F) 86%
Max. Discharge Current	Approx 10.5mΩ	Self Discharge	Sunstone ML series batteries may be stored for up to 6 months at 25°C (77°F) and then a freshening charge is required.
Internal Resistance	330A (5S)		For higher temperatures the time interval will be shorter.
	ABS		

### Constant Current Discharge (Amperes at 25°C/77°F)

F.V/Time	5min	10min	15min	30min	45min	1h	2h	3h	5h	10h	20h
1.80V/cell	67.0	48.3	38.0	23.7	18.2	14.82	8.66	6.50	4.47	2.54	1.35
1.75V/cell	74.2	52.9	41.4	24.6	19.0	15.30	8.95	6.63	4.55	2.60	1.39
1.70V/cell	80.5	56.8	44.5	25.5	19.5	15.73	9.15	6.81	4.63	2.65	1.42
1.65V/cell	86.3	61.2	47.2	26.9	20.3	15.99	9.43	6.99	4.72	2.70	1.44
1.60V/cell	91.0	64.4	49.7	28.1	21.1	16.90	9.67	7.12	4.81	2.73	1.45

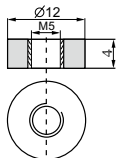
### Constant Power Discharge (Watts per cell at 25°C/77°F)

F.V/Time	5min	10min	15min	30min	45min	1h	2h	3h	5h	10h	20h
1.80V/cell	125.2	85.3	72.0	44.5	34.6	28.86	16.67	12.61	8.84	5.20	2.68
1.75V/cell	134.2	91.7	75.9	46.4	35.8	29.48	17.13	12.89	8.92	5.24	2.70
1.70V/cell	143.2	96.2	79.6	47.8	37.2	29.93	17.52	13.13	9.07	5.28	2.75
1.65V/cell	149.6	101.3	83.2	50.2	38.4	31.03	17.89	13.43	9.22	5.31	2.78
1.60V/cell	155.8	104.8	86.1	52.0	39.3	31.88	18.25	13.62	9.31	5.33	2.81


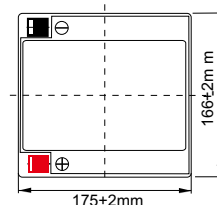

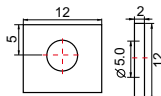
Note: The above characteristics data are average values obtained within three charge/discharge cycles, not the minimum values.

## Dimensions unitimm[inches]

T1 Terminal

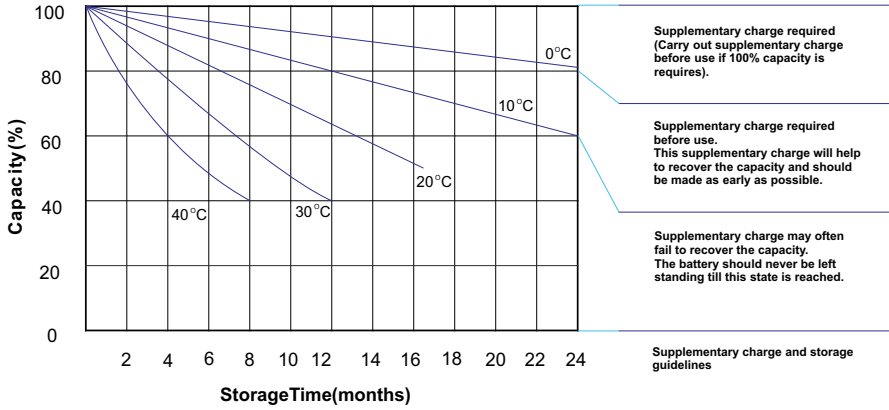


F3 Terminal

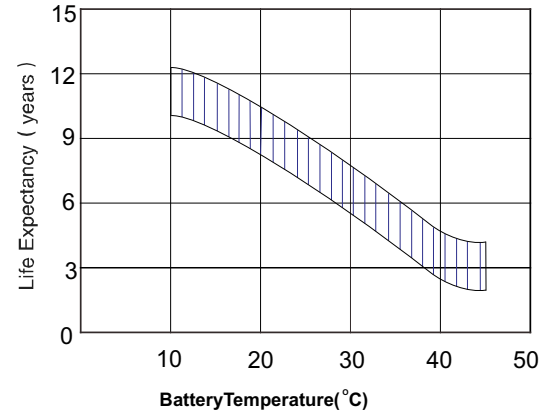


# ML12-26<sub>(12V26AH)</sub>

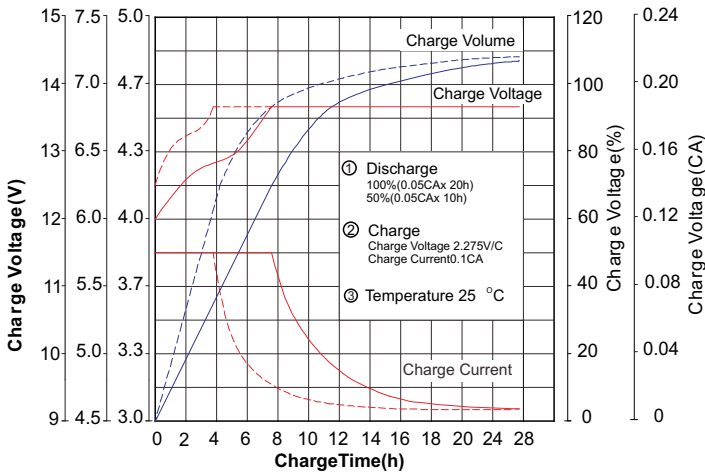
## Storage characteristics



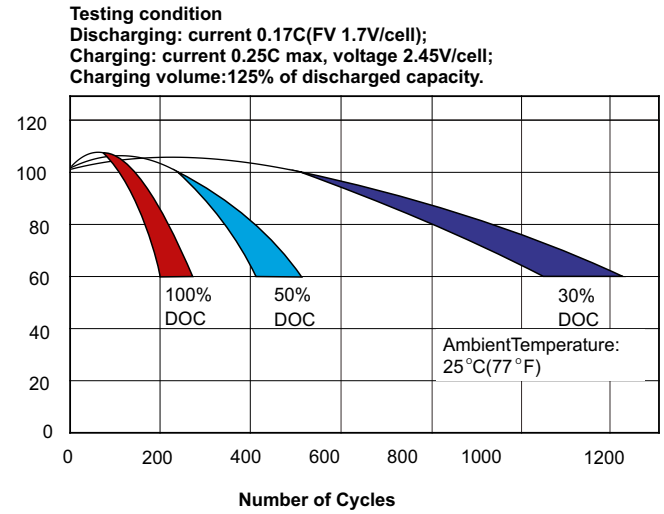
## Effect of temperature on long term float life



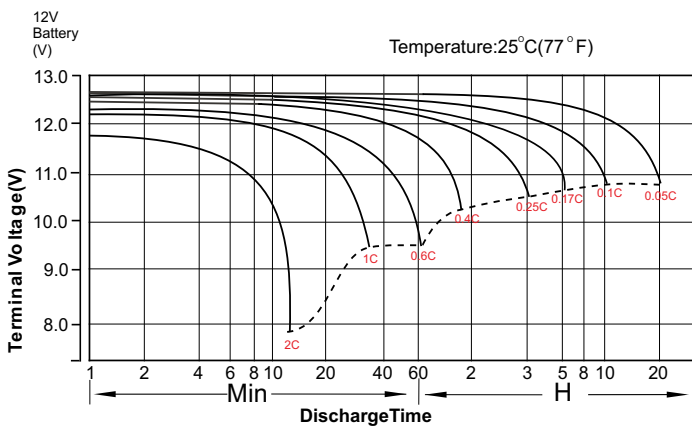
## Charge characteristic Curve for standby use



## Cycle Life in Relation to Depth of Discharge



## Discharge characteristic Curve



## Temperature Effects in Relation to Battery Capacity

